




Optimal Solutions for the Future

T 3600D



**High productivity
tapping center
equipped with
dual pallet**

T 3600D

ver. EN 160502 SU



Basic structure

The T 3600D is designed to maximize productivity, and is equipped with a new frame and servo units, all of which enhance durability.

Rigid structure

CAE analysis design has improved stability of the overall machine's structure.



Travel distance (X/Y/Z axis)

520/360/350 mm
(20.5/14.2/13.8 inch)

Rapid traverse rate(X/Y/Z axis)

48/48/56 m/min
(1889.8 / 1889.8 / 2204.7 ipm)

Table size

2-650x375 mm
(2-25.6x14.8 inch)

NC system

DOOSAN FANUC i

Compact size

The small machine footprint optimizes user's convenience.



Machine layout (Width x Length x Height)

1620x3000x2550 mm
(63.8x118.1x100.4 inch)

Machine weight

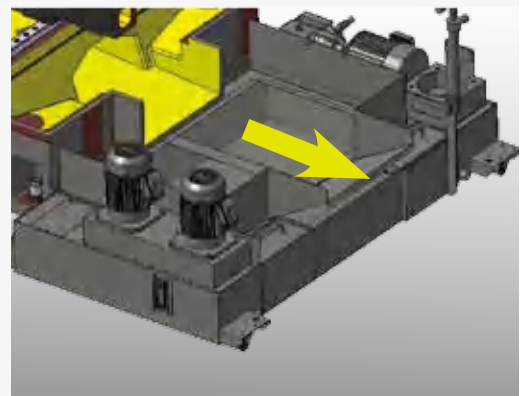
4000 kg (8818.5 lb)

Simultaneous operation control function

To reduce non cutting time, simultaneous X/Y axis moving is possible during tool change.



Easy chip disposal



Spindle

Designed with a reliable direct coupled spindle, the T3600D provides high productivity by minimizing spindle acc/dec time



Max. spindle speed

12000 r/min

Max. spindle power (S3 25%/Cont.)

13/7.5 kW (17.4/10.1 hp)

Max. spindle speed option


24000 r/min

Max. spindle power (S3 25%/Cont.)

5.5/3.7 kW (7.4/5.0 hp)

Auto pallet change system (APC)

A servo driven APC has been adopted as a standard feature to further reduce pallet change time while enhancing productivity and reliability.



Pallet change time

2.9 s

(Reduced by 30% compare to previous model)

Max. workpiece weight

2-200 kg (2-441 lb)

Max. workpiece height

300 mm (11.8 inch)

Auto tool change system (ATC)

To improve productivity and reliability, a servo driven tool magazine is included as a standard feature



Tool storage capacity

14 {21} ea option

Tool-to-Tool

1.45 s

Chip-to-Chip

2.22 s

Main Specifications

T 3600D



| Description | Unit | T 3600D |
|------------------------------|----------|--|
| Max. spindle speed | r/min | 12000 {24000} |
| Spindle motor power | kW(hp) | 13(17.4)/7.5(10.1) {5.5(7.4)/3.7(5.0)} |
| Tool taper | - | ISO #30 |
| Travel distance (X/Y/Z axis) | mm(inch) | 520(20.5) x 360(14.2) x 350(13.8) |
| Tool storage capacity | ea | 14 {21} |
| Table size | mm(inch) | 2-650(25.6)x375(14.8) |
| Max. workpiece weight | kg(lb) | 2-200(441) |
| Machine size(Width x Length) | mm(inch) | 1620(63.8) x 3000(118.1) |
| NC system | - | DOOSAN FANUC i |

{ } option



Doosan Machine Tools

<http://www.doosanmachinetools.com>

www.facebook.com/doosanmachinetools

Optimal Solutions for the Future

Head Office

Yeonkang Bldg., 6th FL., 270, Yeonji-dong,
Jongno-gu, Seoul, Korea
Tel +82-2-3670-5345 / 5362
Fax +82-2-3670-5382

Doosan Machine Tools China

Room 101,201,301, Building 39 Xinzhuang Highway
No.258 Songjiang District,China Shanghai(201612)
Tel +86 21-5445-1155
Fax +86 21-6405-1472

Doosan Machine Tools Japan

#2412, Mita Kokusai Bldg. 1-4-28 Mita,
Minato-ku, Tokyo 108-0073, Japan
Tel +81 3 5730 9013
Fax +81 3 5730 9016

Doosan Machine Tools America

19A Chapin Rd., Pine Brook, NJ 07058, U.S.A.
Tel +1-973-618-2500
Fax +1-973-618-2501

Doosan Machine Tools Europe

Emdener Strasse 24, D-41540 Dormagen, Germany
Tel +49-2133-5067-100
Fax +49-2133-5067-111

Doosan Machine Tools India

106 / 10-11-12, Amruthahalli, Byatarayanapura,
Bellary road, Bangalore-560 092, India
Tel +91-80-4266-0122 / 121 / 100



* For more details, please contact Doosan Machine Tools.

* The specifications and information above-mentioned may be changed without prior notice.

* Doosan Machine Tools Co., Ltd. is a subsidiary of MBK Partners. The trademark  DOOSAN is used under a licensing agreement with Doosan Corporation, the registered trademark holder.